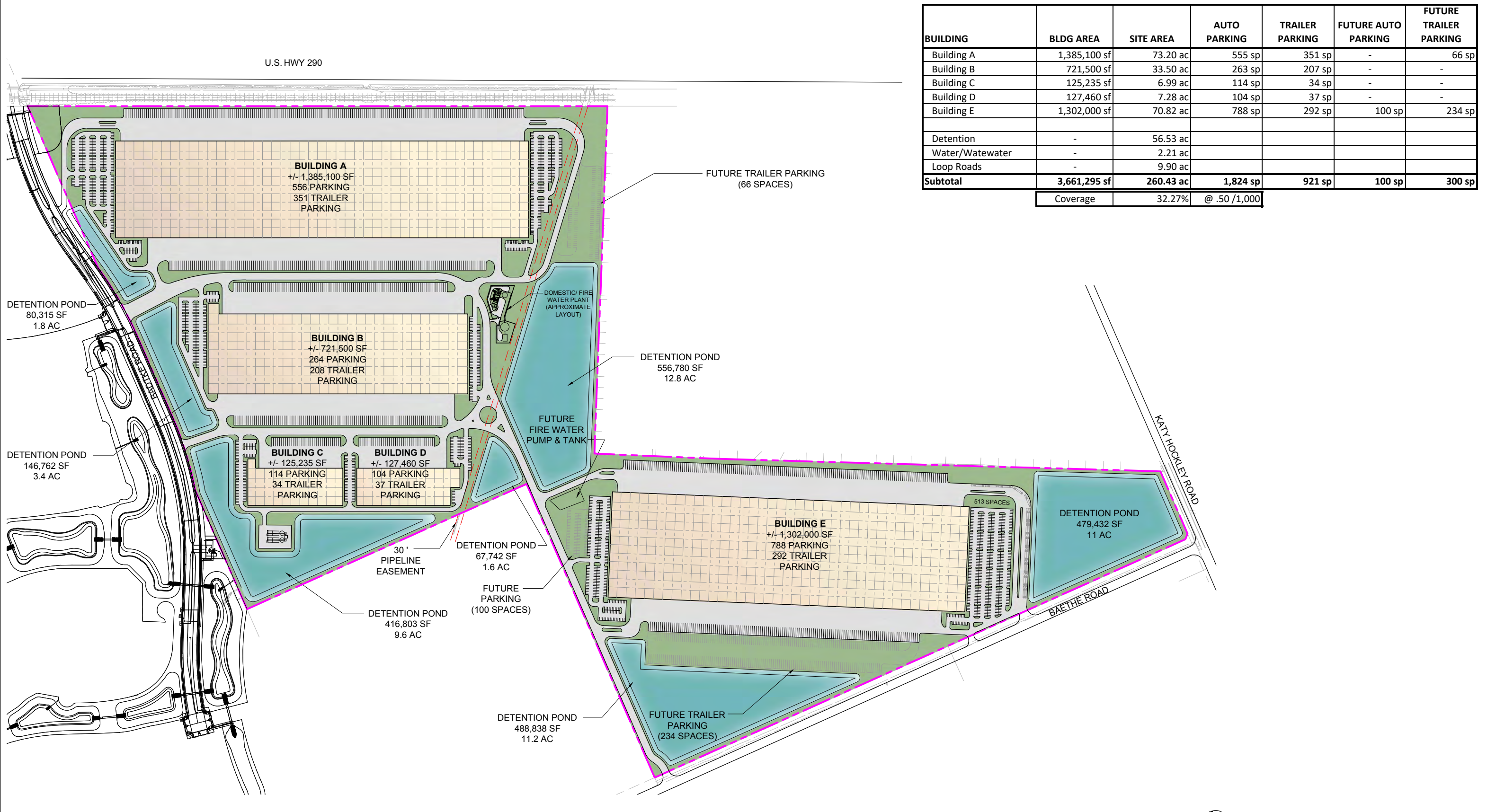



OVERALL SITE PLAN



BUILDING	BLDG AREA	SITE AREA	AUTO PARKING	TRAILER PARKING	FUTURE AUTO PARKING	FUTURE TRAILER PARKING
Building A	1,385,100 sf	73.20 ac	555 sp	351 sp	-	66 sp
Building B	721,500 sf	33.50 ac	263 sp	207 sp	-	-
Building C	125,235 sf	6.99 ac	114 sp	34 sp	-	-
Building D	127,460 sf	7.28 ac	104 sp	37 sp	-	-
Building E	1,302,000 sf	70.82 ac	788 sp	292 sp	100 sp	234 sp
Detention	-	56.53 ac				
Water/Wastewater	-	2.21 ac				
Loop Roads	-	9.90 ac				
Subtotal	3,661,295 sf	260.43 ac	1,824 sp	921 sp	100 sp	300 sp
	Coverage	32.27%	@ .50 /1,000			

* PRELIMINARY NOT FOR CONSTRUCTION, PERMIT, OR REGULATORY APPROVAL. * BOUNDARY LINES AND EASEMENTS ARE PRELIMINARY & REQUIRE VERIFICATION - SURVEY NOT PROVIDED. * ALL BUILDING AREAS ARE APPROXIMATE UNTIL BUILDING FOOTPRINT/ ENTRY DESIGNS ARE FINALIZED. * RENDERING IS REPRESENTATIVE OF DESIGN INTENT ONLY. IT IS NOT A PHOTOREALISTIC REPRESENTATION OF ACTUAL MATERIALS PROPOSED AND SHOULD BE CONSIDERED PRELIMINARY AT ALL STAGES. * PRELIMINARY DETENTION CALCULATIONS. CALCULATIONS ARE SUBJECT TO CHANGE AND NEED TO BE CONFIRMED BY A LICENSED ENGINEER. *

290 LOGISTICS PARK
a project for
290 BETKA LLC



Copyright 2021 POWERS BROWN ARCHITECTURE this drawing and the architectural work depicted therein are the sole property of Powers Brown Architecture. No portion of this drawing may be copied without the express written consent of the Architect.

ENLARGED PLAN - BUILDING A

SITE AREA : 260.10 AC (11,329,957 SF)

BUILDING AREA : 1,385,100 SF

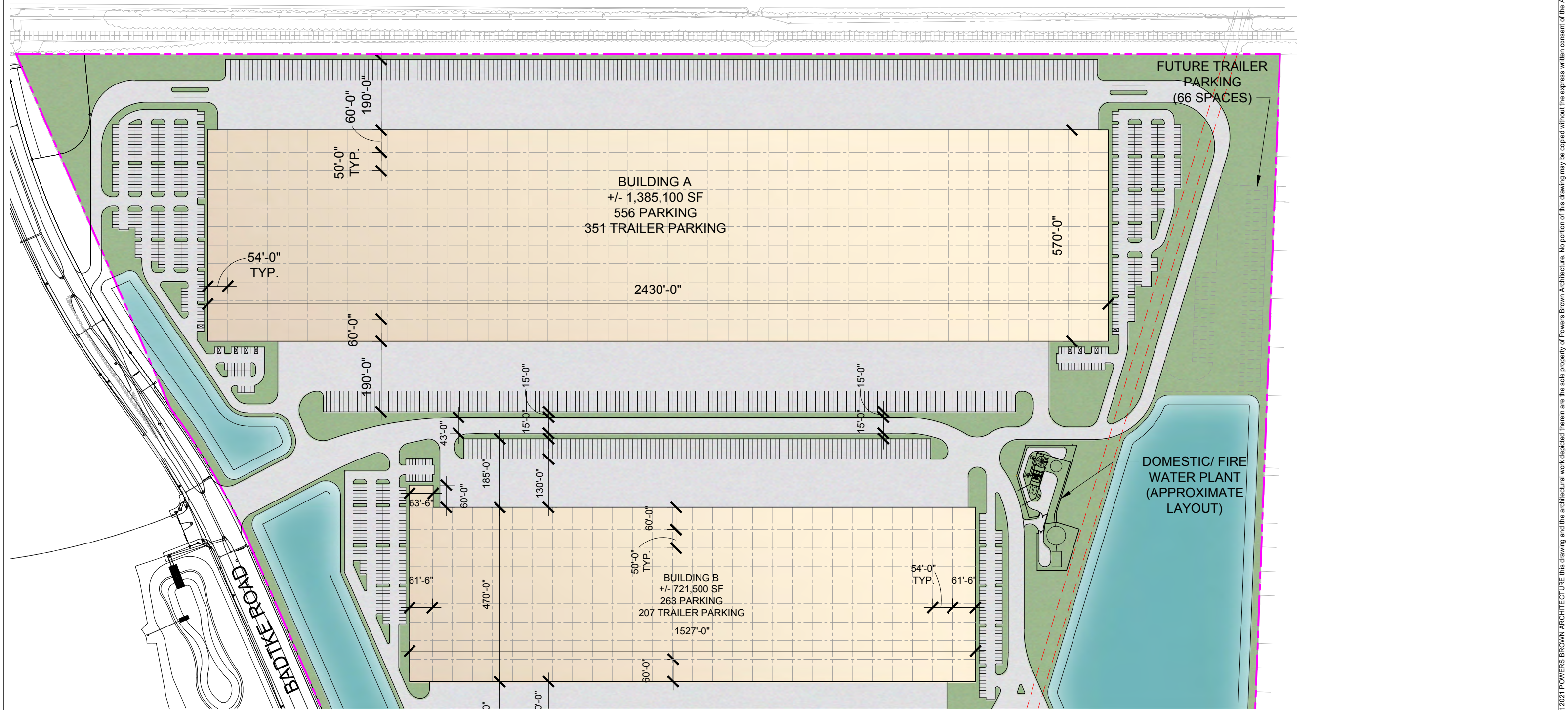
COVERAGE : N/A

BUILDING A PARKING : 556 SPACES @ .40/1000

U.S. HWY 290


TRAILER PARKING :
351 SPACES

FUTURE TRAILER PARKING :
66 SPACES



* PRELIMINARY NOT FOR CONSTRUCTION, PERMIT, OR REGULATORY APPROVAL. * BOUNDARY LINES AND EASEMENTS ARE PRELIMINARY & REQUIRE VERIFICATION - SURVEY NOT PROVIDED. * ALL BUILDING AREAS ARE APPROXIMATE UNTIL BUILDING FOOTPRINT/ ENTRY DESIGNS ARE FINALIZED. * RENDERING IS REPRESENTATIVE OF DESIGN INTENT ONLY. IT IS NOT A PHOTOREALISTIC REPRESENTATION OF ACTUAL MATERIALS PROPOSED AND SHOULD BE CONSIDERED PRELIMINARY AT ALL STAGES. * PRELIMINARY DETENTION CALCULATIONS. CALCULATIONS ARE SUBJECT TO CHANGE AND NEED TO BE CONFIRMED BY A LICENSED ENGINEER. *

290 LOGISTICS PARK
a project for
290 BETKA LLC



Copyright 2021 POWERS BROWN ARCHITECTURE this drawing and the architectural work depicted therein are the sole property of Powers Brown Architecture. No portion of this drawing may be copied without the express written consent of the Architect.

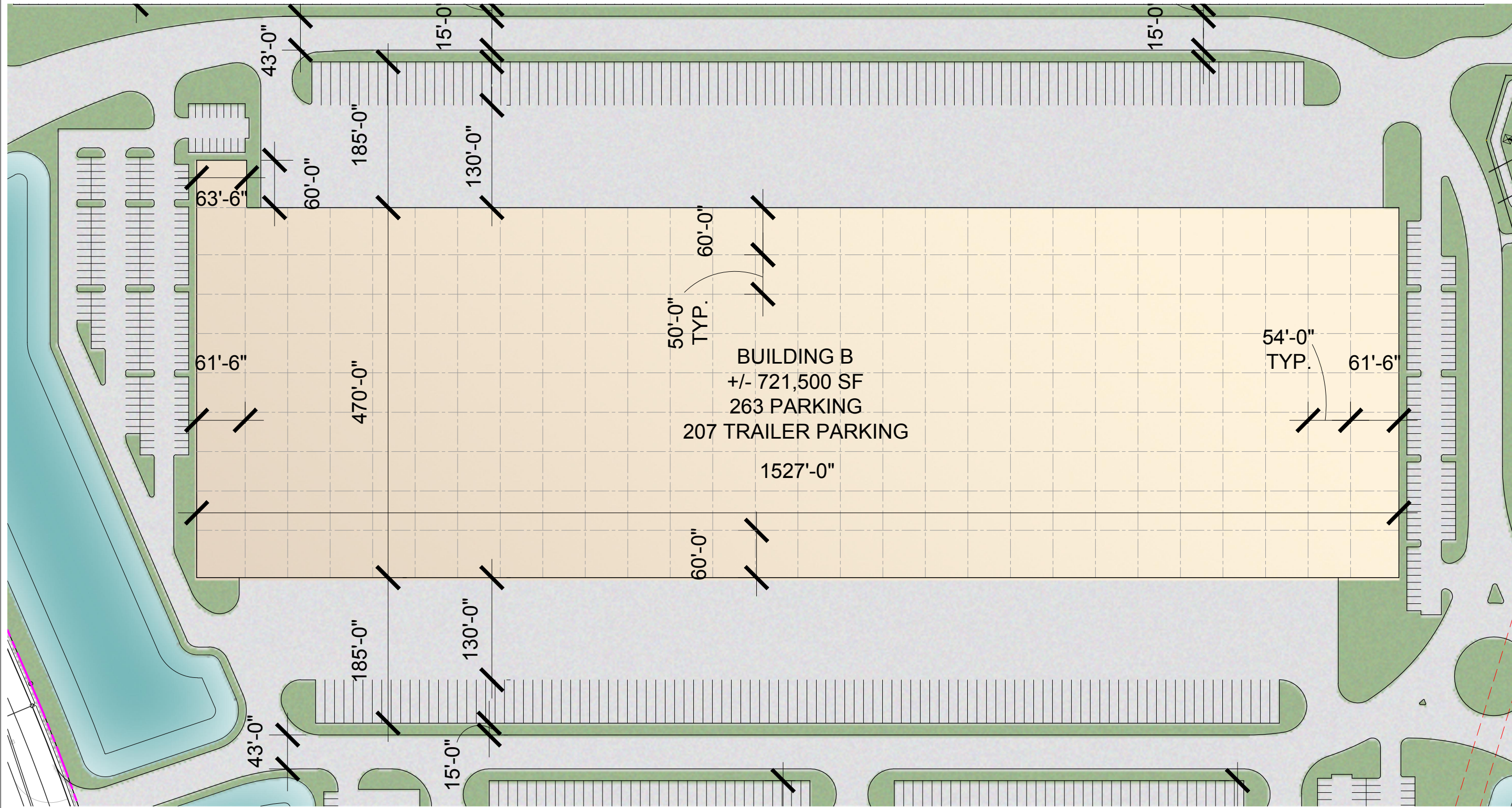
ENLARGED PLAN - BUILDING B

SITE AREA : 260.10 AC (11,329,957 SF)

BUILDING AREA : 721,500 SF

TRAILER PARKING : 207 SPACES

BUILDING B PARKING : 263 SPACES @.36/1000



BUILDING B
 +/- 721,500 SF
 263 PARKING
 207 TRAILER PARKING
 1527'-0"

* PRELIMINARY NOT FOR CONSTRUCTION, PERMIT, OR REGULATORY APPROVAL. * BOUNDARY LINES AND EASEMENTS ARE PRELIMINARY & REQUIRE VERIFICATION - SURVEY NOT PROVIDED. * ALL BUILDING AREAS ARE APPROXIMATE UNTIL BUILDING FOOTPRINT/ ENTRY DESIGNS ARE FINALIZED. * RENDERING IS REPRESENTATIVE OF DESIGN INTENT ONLY. IT IS NOT A PHOTOREALISTIC REPRESENTATION OF ACTUAL MATERIALS PROPOSED AND SHOULD BE CONSIDERED PRELIMINARY AT ALL STAGES. * PRELIMINARY DETENTION CALCULATIONS. CALCULATIONS ARE SUBJECT TO CHANGE AND NEED TO BE CONFIRMED BY A LICENSED ENGINEER. *

290 LOGISTICS PARK
 a project for
290 BETKA LLC



Copyright 2021 POWERS BROWN ARCHITECTURE this drawing and the architectural work depicted therein are the sole property of Powers Brown Architecture. No portion of this drawing may be copied without the express written consent of the Architect.

ENLARGED PLAN - BUILDING C & D

SITE AREA : 260.10 AC (11,329,957 SF)

BUILDING C AREA : 125,235 SF

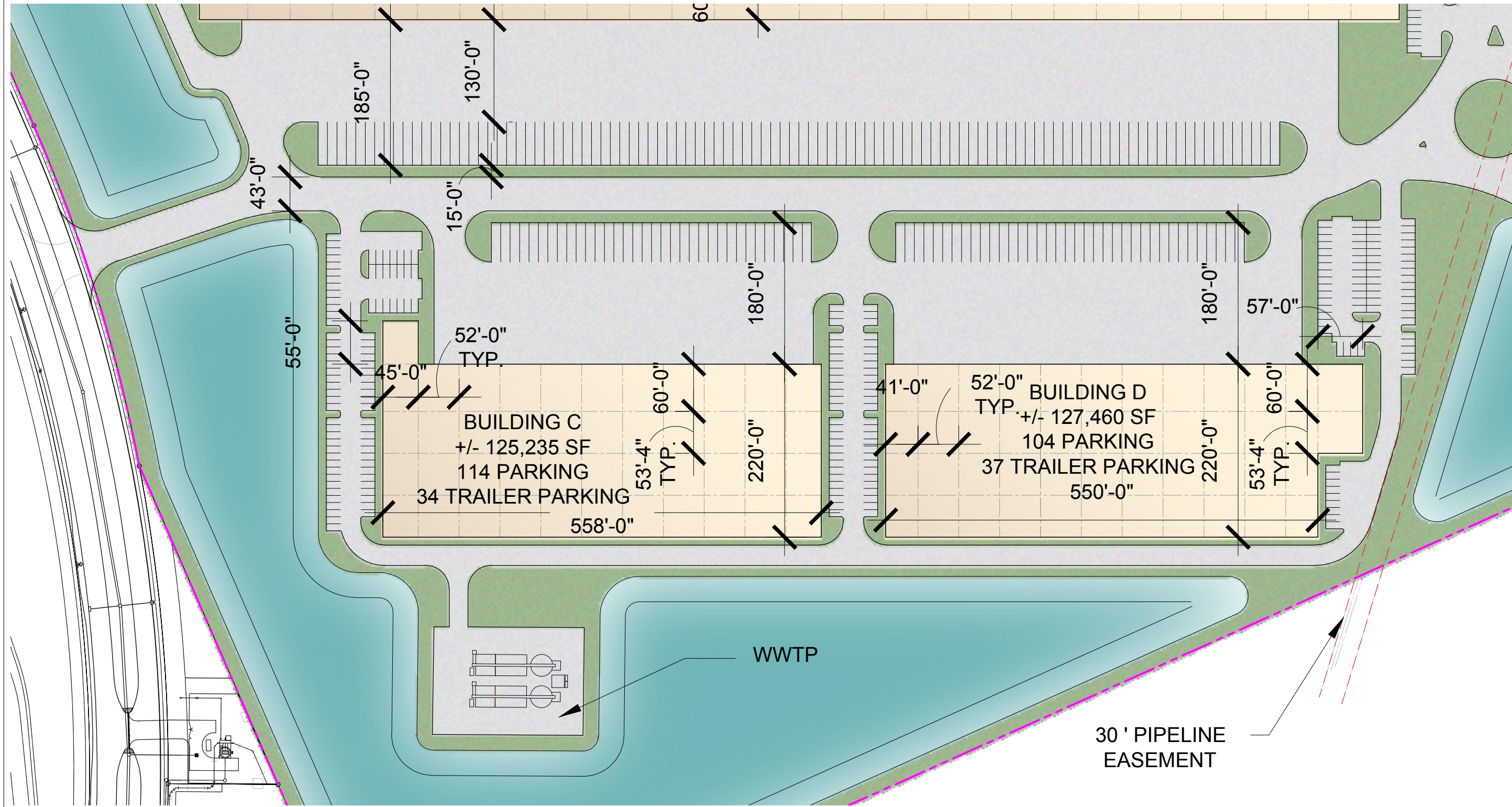
TRAILER PARKING : 34 SPACES

BUILDING C PARKING : 114 SPACES

BUILDING D AREA : 127,460 SF

TRAILER PARKING : 37 SPACES

BUILDING D PARKING : 104 SPACES



* PRELIMINARY NOT FOR CONSTRUCTION, PERMIT, OR REGULATORY APPROVAL. * BOUNDARY LINES AND EASEMENTS ARE PRELIMINARY & REQUIRE VERIFICATION - SURVEY NOT PROVIDED. * ALL BUILDING AREAS ARE APPROXIMATE UNTIL BUILDING FOOTPRINT/ ENTRY DESIGNS ARE FINALIZED. * RENDERING IS REPRESENTATIVE OF DESIGN INTENT ONLY. IT IS NOT A PHOTOREALISTIC REPRESENTATION OF ACTUAL MATERIALS PROPOSED AND SHOULD BE CONSIDERED PRELIMINARY AT ALL STAGES. * PRELIMINARY DETENTION CALCULATIONS. CALCULATIONS ARE SUBJECT TO CHANGE AND NEED TO BE CONFIRMED BY A LICENSED ENGINEER. *

290 LOGISTICS PARK
a project for
290 BETKA LLC



Copyright 2021 POWERS BROWN ARCHITECTURE this drawing and the architectural work depicted therein are the sole property of Powers Brown Architecture. No portion of this drawing may be copied without the express written consent of the Architect.

ENLARGED PLAN - BUILDING E

SITE AREA : 260.10 AC (11,329,957 SF)

BUILDING AREA : 1,302,000 SF

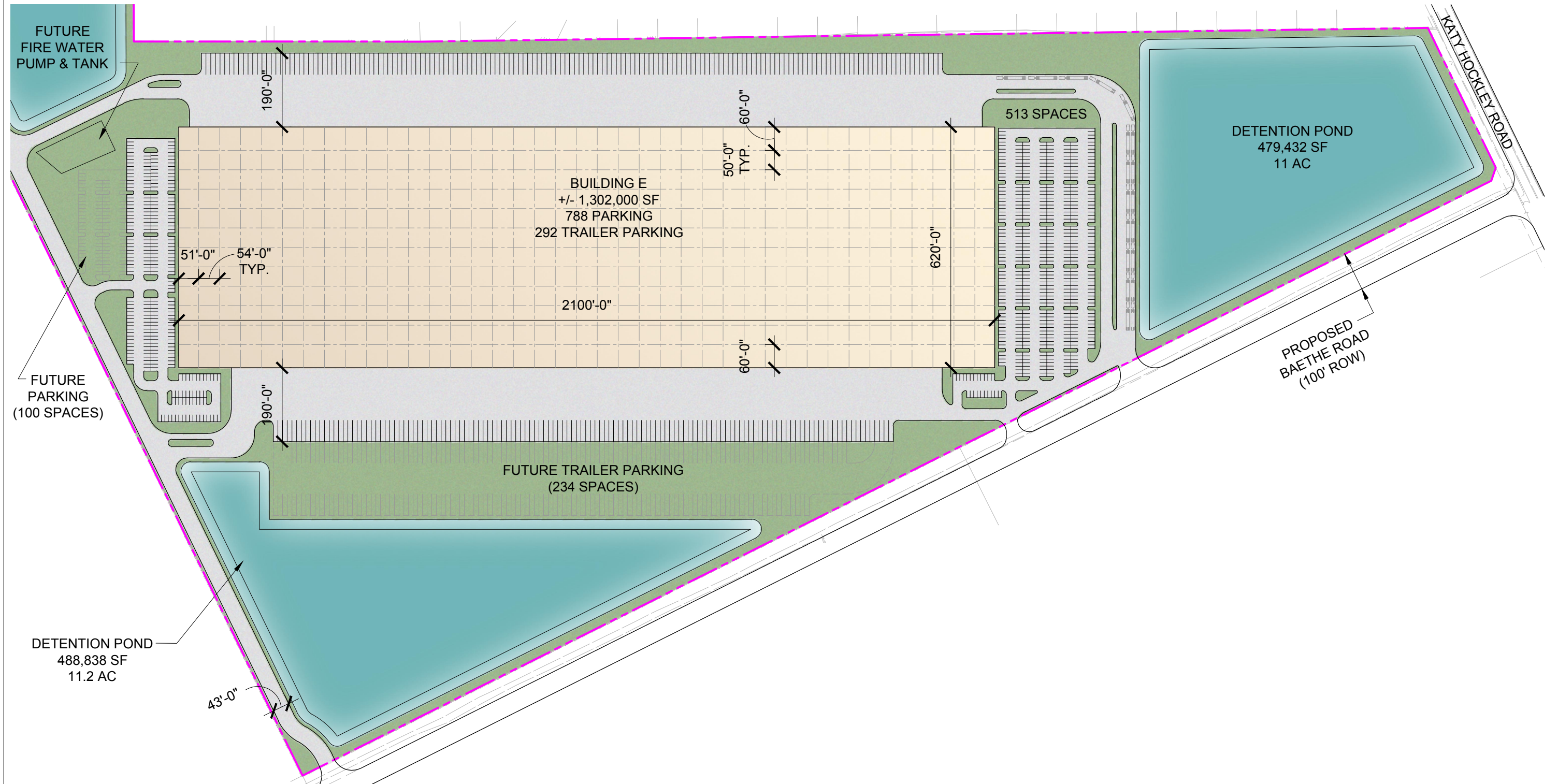
COVERAGE : N/A

BUILDING E PARKING : 788 SPACES @ .61/1000

TRAILER PARKING : 292 SPACES


FUTURE PARKING : 100 SPACES

FUTURE TRAILER PARKING : 234 SPACES



* PRELIMINARY NOT FOR CONSTRUCTION, PERMIT, OR REGULATORY APPROVAL. * BOUNDARY LINES AND EASEMENTS ARE PRELIMINARY & REQUIRE VERIFICATION - SURVEY NOT PROVIDED. * ALL BUILDING AREAS ARE APPROXIMATE UNTIL BUILDING FOOTPRINT/ ENTRY DESIGNS ARE FINALIZED. * RENDERING IS REPRESENTATIVE OF DESIGN INTENT ONLY. IT IS NOT A PHOTOREALISTIC REPRESENTATION OF ACTUAL MATERIALS PROPOSED AND SHOULD BE CONSIDERED PRELIMINARY AT ALL STAGES. * PRELIMINARY DETENTION CALCULATIONS. CALCULATIONS ARE SUBJECT TO CHANGE AND NEED TO BE CONFIRMED BY A LICENSED ENGINEER. *

290 LOGISTICS PARK
a project for
290 BETKA LLC



Copyright 2021 POWERS BROWN ARCHITECTURE this drawing and the architectural work depicted therein are the sole property of Powers Brown Architecture. No portion of this drawing may be copied without the express written consent of the Architect.

ENLARGED PLAN - BUILDING A01 & A02 - ALTERNATE 01

SITE AREA : 260.10 AC (11,329,957 SF)

BUILDING A01 AREA : 707,940 SF

TRAILER PARKING : 160 SPACES

BUILDING A01 PARKING : 452 SPACES @ .64/1000

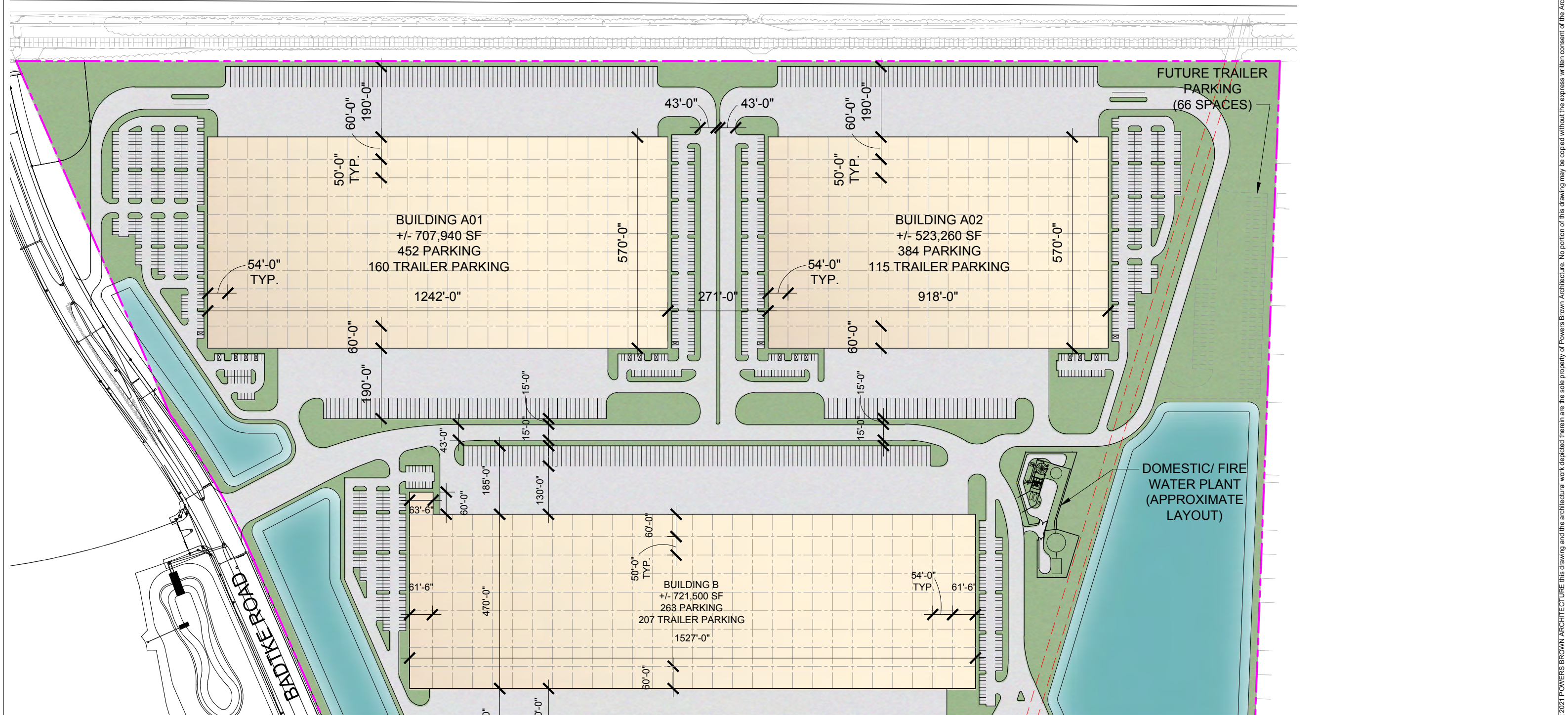
BUILDING A02 AREA : 523,260 SF

TRAILER PARKING : 115 SPACES

BUILDING A02 PARKING : 384 SPACES @ .73/1000

FUTURE TRAILER PARKING :
66 SPACES

U.S. HWY 290



* PRELIMINARY NOT FOR CONSTRUCTION, PERMIT, OR REGULATORY APPROVAL. * BOUNDARY LINES AND EASEMENTS ARE PRELIMINARY & REQUIRE VERIFICATION - SURVEY NOT PROVIDED. * ALL BUILDING AREAS ARE APPROXIMATE UNTIL BUILDING FOOTPRINT/ ENTRY DESIGNS ARE FINALIZED. * RENDERING IS REPRESENTATIVE OF DESIGN INTENT ONLY. IT IS NOT A PHOTOREALISTIC REPRESENTATION OF ACTUAL MATERIALS PROPOSED AND SHOULD BE CONSIDERED PRELIMINARY AT ALL STAGES. * PRELIMINARY DETENTION CALCULATIONS. CALCULATIONS ARE SUBJECT TO CHANGE AND NEED TO BE CONFIRMED BY A LICENSED ENGINEER. *

290 LOGISTICS PARK
a project for
290 BETKA LLC



Copyright 2021 POWERS BROWN ARCHITECTURE this drawing and the architectural work depicted therein are the sole property of Powers Brown Architecture. No portion of this drawing may be copied without the express written consent of the Architect.

ENLARGED PLAN - BUILDING A01 & A02 - ALTERNATE 02

SITE AREA : 260.10 AC (11,329,957 SF)

BUILDING A01 AREA : 738,720 SF

TRAILER PARKING : 184 SPACES

BUILDING A01 PARKING : 312 SPACES @ .42/1000

BUILDING A02 AREA : 646,380 SF

TRAILER PARKING : 167 SPACES

BUILDING A02 PARKING : 244 SPACES

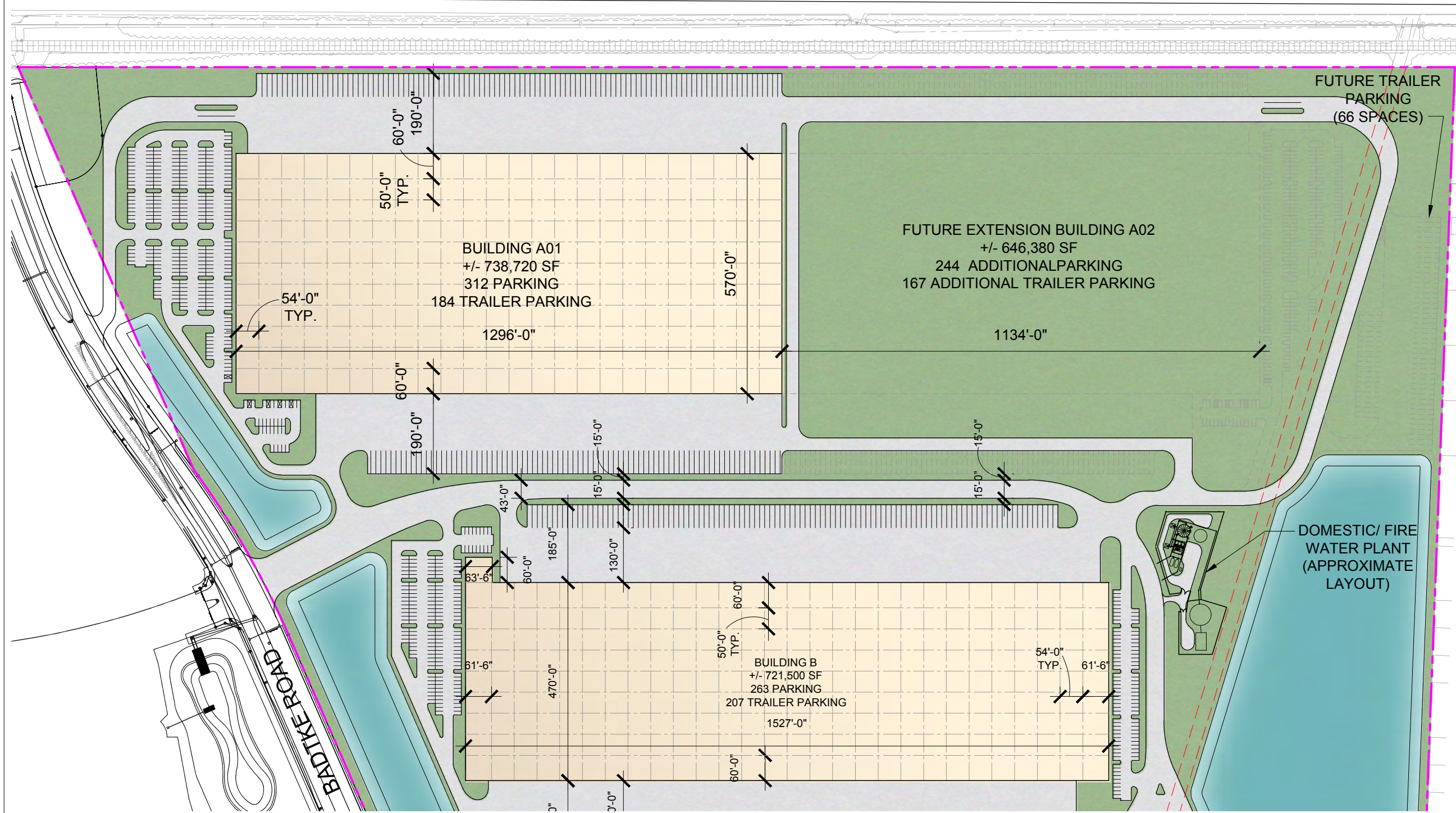
U.S. HWY 290

TOTAL BUILDING AREA :
1,385,100 SF

TOTAL CAR PARKING:
556 SPACES @ .40/1000


TOTAL TRAILER PARKING:
351 SPACES

ADDITIONAL TRAILER PARKING
66 SPACES



* PRELIMINARY NOT FOR CONSTRUCTION, PERMIT, OR REGULATORY APPROVAL. * BOUNDARY LINES AND EASEMENTS ARE PRELIMINARY & REQUIRE VERIFICATION - SURVEY NOT PROVIDED. * ALL BUILDING AREAS ARE APPROXIMATE UNTIL BUILDING FOOTPRINT/ ENTRY DESIGNS ARE FINALIZED. * RENDERING IS REPRESENTATIVE OF DESIGN INTENT ONLY. IT IS NOT A PHOTOREALISTIC REPRESENTATION OF ACTUAL MATERIALS PROPOSED AND SHOULD BE CONSIDERED PRELIMINARY AT ALL STAGES. * PRELIMINARY DETENTION CALCULATIONS. CALCULATIONS ARE SUBJECT TO CHANGE AND NEED TO BE CONFIRMED BY A LICENSED ENGINEER. *

290 LOGISTICS PARK
a project for
290 BETKA LLC



Copyright 2021 POWERS BROWN ARCHITECTURE this drawing and the architectural work depicted therein are the sole property of Powers Brown Architecture. No portion of this drawing may be copied without the express written consent of the Architect.

ENLARGED PLAN - BUILDING E01 & E02 - ALTERNATE 01

SITE AREA : 260.10 AC (11,329,957 SF)

BUILDING E01 AREA : 522,040 SF

TRAILER PARKING : 113

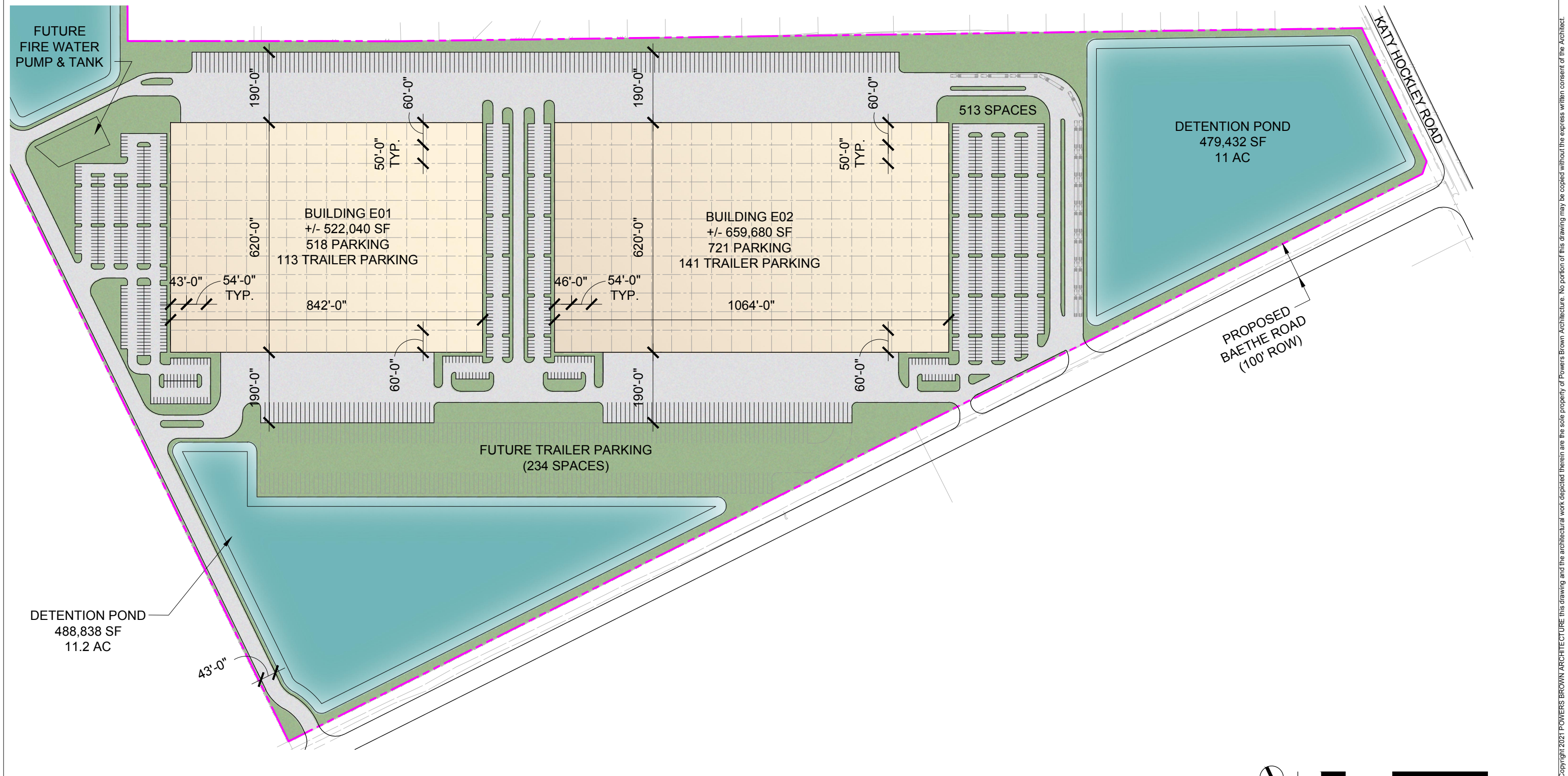
BUILDING E PARKING : 518 SPACES @ .99/1000

BUILDING E02 AREA : 659,680 SF

TRAILER PARKING : 141

BUILDING E PARKING : 721 SPACES @ 1.1/1000

FUTURE TRAILER PARKING : 234 SPACES



* PRELIMINARY NOT FOR CONSTRUCTION, PERMIT, OR REGULATORY APPROVAL. * BOUNDARY LINES AND EASEMENTS ARE PRELIMINARY & REQUIRE VERIFICATION - SURVEY NOT PROVIDED. * ALL BUILDING AREAS ARE APPROXIMATE UNTIL BUILDING FOOTPRINT/ ENTRY DESIGNS ARE FINALIZED. * RENDERING IS REPRESENTATIVE OF DESIGN INTENT ONLY. IT IS NOT A PHOTOREALISTIC REPRESENTATION OF ACTUAL MATERIALS PROPOSED AND SHOULD BE CONSIDERED PRELIMINARY AT ALL STAGES. * PRELIMINARY DETENTION CALCULATIONS. CALCULATIONS ARE SUBJECT TO CHANGE AND NEED TO BE CONFIRMED BY A LICENSED ENGINEER. *

290 LOGISTICS PARK
a project for
290 BETKA LLC



ENLARGED PLAN - BUILDING E01 & E02 - ALTERNATE 02

SITE AREA : 260.10 AC (11,329,957 SF)

BUILDING E01 AREA : 632,400 SF

TRAILER PARKING : 142

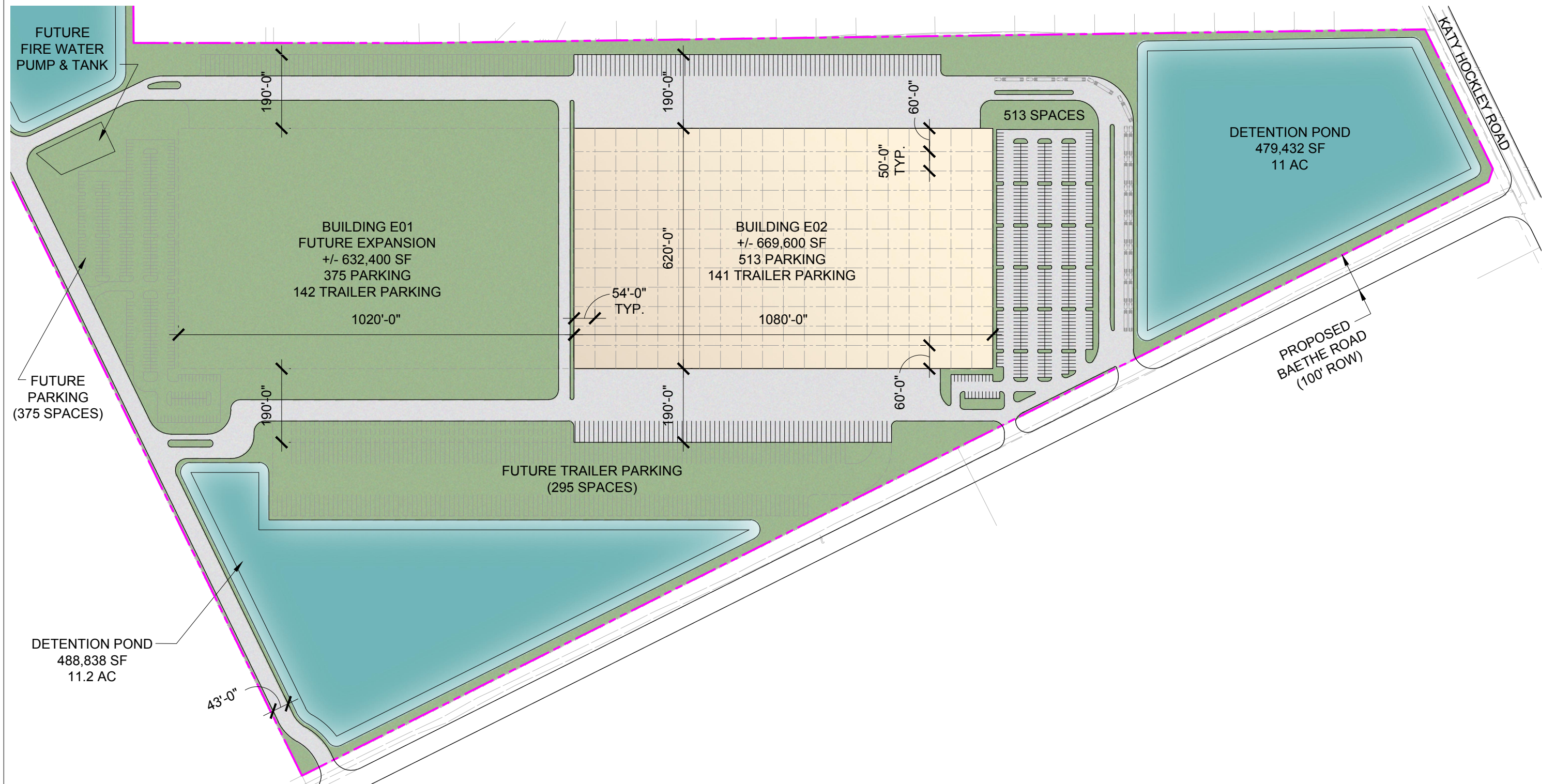
BUILDING E PARKING : 375 SPACES

BUILDING E02 AREA : 669,600 SF

TRAILER PARKING : 141

BUILDING E PARKING : 721 SPACES @ 1.1/1000

FUTURE TRAILER PARKING : 234 SPACES



* PRELIMINARY NOT FOR CONSTRUCTION, PERMIT, OR REGULATORY APPROVAL. * BOUNDARY LINES AND EASEMENTS ARE PRELIMINARY & REQUIRE VERIFICATION - SURVEY NOT PROVIDED. * ALL BUILDING AREAS ARE APPROXIMATE UNTIL BUILDING FOOTPRINT/ ENTRY DESIGNS ARE FINALIZED. * RENDERING IS REPRESENTATIVE OF DESIGN INTENT ONLY. IT IS NOT A PHOTOREALISTIC REPRESENTATION OF ACTUAL MATERIALS PROPOSED AND SHOULD BE CONSIDERED PRELIMINARY AT ALL STAGES. * PRELIMINARY DETENTION CALCULATIONS. CALCULATIONS ARE SUBJECT TO CHANGE AND NEED TO BE CONFIRMED BY A LICENSED ENGINEER. *

290 LOGISTICS PARK
a project for
290 BETKA LLC



Copyright 2021 POWERS BROWN ARCHITECTURE this drawing and the architectural work depicted therein are the sole property of Powers Brown Architecture. No portion of this drawing may be copied without the express written consent of the Architect.